



BURNET COUNTY EMERGENCY SERVICES DISTRICT NO. 2
P.O. Box 249
Buchanan Dam, Texas 78609-0249

Minutes (Official) – December 21, 2023

1. (AI)¹ Call meeting to order.

(AD)²At 6:02 p.m., December 21, 2023 the Regular Meeting for the Board of Emergency Service Commissioners of Burnet County Emergency Services District No. 2 was called to order by President Sharon Barclay at the Cassie Volunteer Fire Department, 3900 RR 690, Burnet, Texas 78611. Notice of this meeting (Enclosure 1) had been previously posted at the Burnet County Courthouse and the Burnet County website (Burnet County burnetcountytexas.org) in compliance with the provisions of Chapter 551, Texas Government Code.

2. (AI) Establish a quorum.

(AD) Board member in attendance were:

Sharon Barclay

Robbie Cheatham

Jodeen Lee

William Proffer

John Call - Absent

Commissioner Barclay confirmed a quorum was present.

3. (AI) Pledge of Allegiance

(AD) The quorum having been established, the Pledge of Allegiance to the United States was rendered with appropriate honors.

¹ AI – Agenda Item

² AD – Action and/or Discussion by BCESD-2Commissioners

4. (AI) Invocation

(AD) Commissioner Barclay offered the Invocation.

5. (AI) Welcome guests

(AD) Commissioner Barclay welcomed to the meeting:

CVFD Chief Derrick Curtis

Mrs. Laura Schneider

CVFD President Chuck Schoenfeld

6. (AI) Comments from the Board and Public not scheduled on the agenda may speak, however no action can be taken on these items and the Board will not debate the comments at this meeting. Comments regarding specific agenda items should occur when the item is called. There is a 2-minute speaking limit.

(AD) Commissioner Barclay called for any comments regarding non-Agenda items. No comments were offered.

7. (AI) Discussion regarding search and recommendation to Burnet County Commissioner Luther for pending open Burnet County ESD #2 Commissioner.

(AD) Commissioner Barclay stated that Commissioner Luther had a potential nomination for the open ESD Commissioner position, but it had not been confirmed. If the nomination is confirmed, it will be at the January 9, 2024 Commissioners Court Meeting. If we have further potential nominations, please submit the name to him.

8. (AI) Accept minutes from the November 16, 2023 meeting.

(AD) Commissioner Barclay called for corrections to the November 16, 2023 Meeting Minutes: with no additional changes the Minutes were accepted as presented.

9. (AI) ESD #2 Treasurer Report

((AD) Commissioner Lee gave the ESD Treasurer's Report for November 2023.

Balances – Checking: \$57,248.88

Sales Tax: \$110,743.13

Texas Class Reserve Investment: \$366,336.60

*Texas Class Sales Tax Investment: \$102,565.28
Total Assets: \$636,893.89*

*Total Income: \$42,852.19
Expenses: \$1425.62
Net: \$41,426.57*

*YTD Income \$53,428.88
Budget \$517,527.67*

*YTD Expenses \$39,062.05
Budget \$517,527.67
Net Income \$14,366.83 (Enclosure 2)*

Commissioner Lee explained the monthly Treasurer's reports

Commissioner Barclay brought forward discussion regarding balance allocation with the Sales Tax Accounts at FSB and Texas Class. As Texas Class is yielding a higher interest rate and the account is fluid if funds were needed for an unexpected Capital item, it was discussed moving funds to generate more interest income. Commissioner Cheatham made the motion to transfer all Sales Tax profits over a \$10,000 balance from FSB to Texas Class by the 15th of the month. Commissioner Proffer seconded; the motion passed unanimously.

Commissioner Barclay called for questions or comments for the Treasurer's Report; with no further questions, the report was accepted as presented.

10. (AI) Discussion and/or action regarding the disbursement of funds

(AD) Commissioner Lee reported on recent disbursement of funds; Burnet County Appraisal District, Attorney, and HdL She stated that the anticipated upcoming expenses are for the quarterly CVFD payment.

Commissioner Barclay called for any questions related to these items; there was no further discussion.

11. (AI) Report from the Cassie Volunteer Fire Department.

A. Report of VFD

- 1. Number of calls.**
- 2. Training, etc.**
- 3. Other department activity or concerns.**

B. Cassie VFD Financial Report

C. Capital Expenditures

(AD) A. Chief Curtis gave the report on CVFD activity for the month of November. CVFD responded to 15 calls –9 EMS/6 Fire/Other. There was significant property loss in the month due to a home explosion due to an internal gas leak. Mutual Aid –4 given; 1 received. There were 2 overlapping calls. Average response time for November was 5.48 minutes; In-District calls 5.01, M-F 3.48, Out-of-District was 7.49. The average personnel per call for November was 4.4. (Enclosure 3)

Chief Curtis reported that one firefighter attended Wildland Training and that six firefighters were scheduled for an Extrication class in January.

He reported that the annual Christmas Party was held on December 19. Lt. Chris Kelly was voted on as the Firefighter of the Year.

He reported that he and Asst. Chief Schoenfeld continued with participation in the Joint Task Force.

Commissioner Proffer asked about the status of the website; Chief Curtis reported that it may be ready by the end of the week and is with a new provider.

Chief Curtis reported that there continued to be preparation for the 2024 Eclipse Event in April. The event at Reveille Peak currently has 15,000 registered and it is anticipated to double.

B. Mrs. Schneider provided the CVFD Treasurers Report for November 2023. There was a balance of \$22,113.84 in checking. Expenses for November were \$22,047.50, which included expenses for fuel, insurance, and radios. Chief Curtis and Mrs. Schneider also discussed the possibility of changing the distribution schedule for front loading the quarterly distribution as they have larger expenses in the first quarter. Commissioner Barclay said that we can readdress this when discussing the Budget for the next year.

Mrs. Schneider provided the CVFD Account Report– current balance is \$117,395.40. (Enclosure 4).

C. There are no Capital Expenditures requested.

12. (AI) Report and discussion and/or action from Joint Task Force

A. 15-Year Outlook

B. Equipment

C. Building

(AD) Commissioner Barclay reported that the JTF met on December 6 and had much work surrounding the upcoming needs, anticipated expenses, and income over the next 10 years, with some projections for 15 years. She stated that one large issue is that the ESD is behind on replacing trucks and it will be necessary to replace at least 4 over the next 10 years and all the fleet over the next 15 years. She further explained that Chief Curtis had been researching and had presented a potential plan to lessen the effect and utilize equipment more effectively and spread out the cost burden.

Chief Curtis explained that he is proposing to sell Engine 1 and purchase a Mini-Pumper. The Mini-Pumper had a wide range of uses. Currently Engine 1 has very low Mileage and continues to have a potential appraised value at least half of what it was purchased for. He explained that he is researching different options and that we would not be able to take delivery until Engine 1 is sold. Chief Schoenfeld recommended hiring a broker to appraise Engine 1; this was widely thought to be a positive plan. Chief Curtis will continue working on gathering information related to these items.

Commissioner Barclay also brought forward having a special Budget Workshop after the 10 Year Plan is more solidified so we can plan for long-term financial needs. This will be brought forth later.

Commissioner Barclay brought forth the discussion of building plans. Commissioner Barclay stated that she has discussed the possibility of the building being a multi-purpose building with training facilities and meetings with a broader scope. Chief Curtis explained different uses that could enhance ISO ratings and increase training opportunities for the Department.

Commissioner Barclay asked that all review the spreadsheet and come with any questions and findings for the next meeting. The JTF will set their meeting for an upcoming date. However, Chief Curtis is scheduled to be on PTO for the month of January. (Enclosure 5)

13. (AI) Administrative update of the Sales Tax Program for ESD #2 including update on reports from HdL.

(AD) Commissioner Barclay presented a summary of the Sales Tax income received from the HdL reports for December. For December, Sales Tax received was \$6591, which was a 7.9% decrease year-over-year. (Enclosure 6)

She also reported that HdL had found a company that was not correctly reporting and has acted on our behalf to have the Sales Tax appropriately designated. She also reported that HdL had followed up with the Texas Comptroller's office regarding our queries and it is still being investigated.

14. (AI) Annual Audits for ESD 2 and CVFD Updates

(AD) Commissioner Lee and Mrs. Schneider reported that the Annual Audits had been completed by Mrs. Taber of ORW Associates. The report will be presented at the next meeting.

15. (AI) The terms for William Proffer and Sharon Barclay both expire at the end of December 2023. Both have agreed to be reappointed for another two-year term. Their names have been forwarded to Commissioner Luther for reappointment by the Burnet County Commissioners Court.

(AD) Commissioner Luther will present the reappointment of Commissioner's Barclay and Proffer at the next County Commissioner Meeting. Commissioner Barclay will follow-up with Judge Nelson on setting a time for the Oath of Office.

16. (AI) Discussion and/or action regarding establishing a position for a contract Administrative Assistant position. (Barclay)

Contract Terms

Duties

Hours

Pay

Budget Change

ESD Obligations to IRS reporting

Hiring

(AD) Commissioner Barclay presented information for establishing a contract Administrative Assistant position. She had discussed the position with the ESD's Legal Counsel who drafted the contract. There was discussion regarding if setting the number of hours would still be a contract position instead of a District employed position;

Commissioner Barclay will follow-up on the questions and will place this back on the January Agenda.

17. (AI) Report on filing required report with Texas Department of Emergency Management by January 1, 2024

(AD) Commissioner Barclay reported that she had completed the mandatory filing of the TDEM Report on December 13.

18. (AI) Calendar of events for January 2024.

- A. Approve Capital Expenditures, if applicable.**
- B. Discussion regarding upcoming Annual SAFE-D Meeting, February 22-24, 2024, Irving.**
- C. Report from Charity Taber on the Annual Audit.**
- D. Publish ESD Administrative Information in the Burnet Bulletin during January**
- E. Discuss March Meeting**
- F. Discussion on continuation of HdL Contract**

(AD) Commissioner Barclay discussed the upcoming Calendar of Events for January 2024. Additional Agenda Items above regular reports will include a report from Mrs. Taber regarding the Audit, a report from the JTF, update to the status of Commissioner appointments, and update to Administrative Assistant contract.

19. (AI) Next meeting, at 6:00 p.m. on Thursday, January 18, 2024.

(AD) The next meeting of Burnet County ESD No. 2 will be held on Thursday, January 18, 2024 at 6p.m. at the Cassie Volunteer Fire Department.

20. (AI) Adjourn

(AD) With no additional business, the Burnet County Emergency Services District No. 2 December 21, 2023 Meeting was adjourned at 7:25 p.m.

Robbie Cheatham

Robbie Cheatham
Secretary
Emergency Services District No. 2
Burnet County
December 21, 2023

Sharon K. Barclay

Sharon K. Barclay
President
Emergency Services District No. 2
Burnet County
December 21, 2023



BURNET COUNTY EMERGENCY SERVICES DISTRICT #2
P. O. BOX 249
BUCHANAN DAM, TEXAS 78609-0249
NOTICE OF REGULAR MEETING

In compliance with the provisions of Chapter 551, Texas Government Code, notice is hereby given of a Regular Meeting of the Board of Emergency Services Commissioners of Burnet County Emergency Services District #2, to be held on Thursday, December 21, 2023, at 6:00 p.m. at the Cassie VFD Station located at 3900 RR 690, Burnet, Texas, 78611. This agenda is posted in the Burnet County Courthouse and on the [Burnet County \(burnetcountytexas.org\)](http://Burnet County (burnetcountytexas.org)) website.

The following agenda items will be discussed, considered and action taken as appropriate:

AGENDA

1. Call meeting to order. (Barclay)
2. Establish a quorum. (Barclay)
3. Pledge of Allegiance. (Barclay)
4. Invocation. (Barclay)
5. Welcome guests. (Barclay)
6. Comments from the Board and Public not scheduled on the agenda may be made; however, no action can be taken on these items and the Board will not debate the comments at this meeting. Comments regarding specific agenda items should occur when the item is called. There is a 2-minute speaking limit.
7. Discussion regarding search and recommendation to Burnet County Commissioner Luther for pending open Burnet County ESD #2 Commissioner. (Barclay)
8. Accept minutes from the November 16, 2023 meeting. (Barclay)
9. ESD #2 Treasurer Report. (Lee)
10. Discussion and/or action regarding the disbursement of funds. (Lee)
11. Report from the Cassie Volunteer Fire Department.
 - A. Report of VFD (Chief Curtis)
 1. Number of calls.
 2. Training, etc.
 3. Other department activity or concerns.

POSTED **Vicinta Stafford**
Burnet County Clerk
By Christy Simpson at 12:10 pm, Dec 14, 2023



BURNET COUNTY EMERGENCY SERVICES DISTRICT #2
P.O. BOX 249
BUCHANAN DAM, TEXAS 78609-0249

- B. Cassie VFD Financial Report (L. Schneider)
 - C. Discussion and/or approval of Capital Expenditures for Cassie VFD, if applicable. (Curtis)
12. Report and discussion and/or action from Joint Task Force (Barclay, Proffer, Curtis, Schoenfeld)
- A. 15-Year Outlook
 - B. Equipment
 - C. Building
13. Administrative update of the Sales Tax Program for ESD #2 including update on reports from Hdl. (Barclay)
14. Annual Audits for ESD 2 and CVFD Updates (Lee, Schneider)
15. The terms for William Proffer and Sharon Barclay both expire at the end of December 2023. Both have agreed to be reappointed for another two-year term. Their names have been forwarded to Commissioner Luther for reappointed by the Burnet County Commissioners Court. (Barclay)
16. Discussion and/or action regarding establishing a position for a contract Administrative Assistant position. (Barclay)
- Contract Terms
 - Duties
 - Hours
 - Pay
 - Budget Change
 - ESD Obligations to IRS reporting
 - Hiring
17. Report on filing required report with Texas Department of Emergency Management by January 1, 2024 (Barclay)



BURNET COUNTY EMERGENCY SERVICES DISTRICT #2
P. O. BOX 249
BUCHANAN DAM, TEXAS 78609-0249

18. Calendar of events for January 2024. (Barclay)
 - A. Approve Capital Expenditures, if applicable.
 - B. Discussion regarding upcoming Annual SAFE-D Meeting, February 22-24, 2024, Irving.
 - C. Report from Charity Taber on the Annual Audit.
 - D. Publish ESD Administrative Information in the Burnet Bulletin during January (Barclay)
 - E. Discuss March Meeting
 - F. Discussion on continuation of HdL Contract
19. Next meeting, at 6:00 p.m. on Thursday, January 18, 2023.
20. Adjourn

Sharon K. Barclay
President
Burnet County Emergency Service District No. 2
Burnet County, Texas

11:55 AM
12/14/23
Cash Basis

Burnet County Emergency Services District #2
Balance Sheet
As of November 30, 2023

	Nov 30, 23
ASSETS	
Current Assets	
Checking/Savings	
First State Bank of Burnet	57,248.88
FSB of Burnet-Sales Tax	110,743.13
Texas Class Invest - Reserve	366,336.60
Texas Class Invest - Sales Tax	102,565.28
Total Checking/Savings	636,893.89
Total Current Assets	636,893.89
TOTAL ASSETS	636,893.89
LIABILITIES & EQUITY	
Equity	
Unrestricted Net Assets	622,527.06
Net Income	14,366.83
Total Equity	636,893.89
TOTAL LIABILITIES & EQUITY	636,893.89

11:58 AM
 12/14/23
 Cash Basis

Burnet County Emergency Services District #2
Profit & Loss Detail
 November 2023

Type	Date	Num	Name	Memo	Paid Amount
Income					
Government Contracts					
Local Government Contracts					
Deposit	11/06/2023	auto	First State Bank of Burnet	10/1-15, 10/16-31	16,315.44
Deposit	11/21/2023	auto	First State Bank of Burnet	11/1 - 11/15/23	16,615.08
Total Local Government Contracts					32,930.52
Sales Tax Revenue					
Deposit	11/10/2023	auto	HdL Companies	sales tax ending 11/7/23	7,742.58
Total Sales Tax Revenue					7,742.58
Total Government Contracts					40,673.10
Interest Earned					
Deposit	11/30/2023			Interest	22.27
Deposit	11/30/2023			Interest	9.16
Total Interest Earned					31.43
Investments					
Interest-Investments					
Deposit	11/30/2023			Interest	1,677.91
Deposit	11/30/2023			Interest	469.75
Total Interest-Investments					2,147.66
Total Investments					2,147.66
Total Income					42,852.19
Expense					
Contract Services					
CVFD-Capital Expenditures					
Deposit	11/06/2023	2891	Cassie VFD	refund of overpmt for tires	-210.10
Total CVFD-Capital Expenditures					-210.10
Legal Fees					
Check	11/16/2023	1521	Burns Anderson Jury Brenner, LLP	admin position, architect	450.00
Total Legal Fees					450.00
Outside Contract Services					
Burnet Co. Appraisal Dist.					
Tax Collection Legal Fees					
Deposit	11/06/2023	auto	First State Bank of Burnet	10/1-15, 10/16-31	5.72
Total Tax Collection Legal Fees					5.72
Total Burnet Co. Appraisal Dist.					5.72
Total Outside Contract Services					5.72
Total Contract Services					245.62
Travel and Meetings					
Conference, Convention, Meeting					
Check	11/16/2023	1518	Jodeen Lee	Safe-D conference 2/24	295.00
Check	11/16/2023	1519	Sharon Barclay	Safe-D conference 2/24 Barclay, Cheatham	590.00
Check	11/16/2023	1520	William Proffer	Safe-D conference 2/24	295.00
Total Conference, Convention, Meeting					1,180.00
Total Travel and Meetings					1,180.00
Total Expense					1,425.62
Net Income					41,426.57

12:02 PM
 12/14/23
 Cash Basis

Burnet County Emergency Services District #2
Profit & Loss Budget vs. Actual
 October through November 2023

	Oct - Nov 23	Budget	\$ Over Budget
Income			
Government Contracts			
Local Government Contracts	33,556.29	405,437.67	-371,881.38
Sales Tax Revenue	15,467.33	100,000.00	-84,532.67
Total Government Contracts	49,023.62	505,437.67	-456,414.05
Interest Earned	60.98	90.00	-29.02
Investments			
Interest-Investments	4,344.28	12,000.00	-7,655.72
Total Investments	4,344.28	12,000.00	-7,655.72
Total Income	53,428.88	517,527.67	-464,098.79
Expense			
Capital Reserve	-30,301.38	238,975.19	-269,276.57
Contract Services			
Accounting Fees	0.00	9,500.00	-9,500.00
Cassie Volunteer Fire Dept	59,191.00	236,764.00	-177,573.00
CVFD-Capital Expenditures	6,424.71	6,000.00	424.71
Insurance-Liability & D.O.	1,409.00	2,595.00	-1,186.00
Insurance-Workers Compensation	400.00	454.25	-54.25
Legal Fees	650.00	5,000.00	-4,350.00
Outside Contract Services			
Burnet Co. Appraisal Dist.			
Tax Collection Legal Fees	108.72		
Burnet Co. Appraisal Dist. - Other	0.00		
Total Burnet Co. Appraisal Dist.	108.72	6,020.23	-6,020.23
Total Outside Contract Services	108.72	6,020.23	-5,911.51
Total Contract Services	68,183.43	266,333.48	-198,150.05
Operations			
Newspaper Advertisement	0.00	100.00	-100.00
Postage, Mail Service	0.00	244.00	-244.00
Total Operations	0.00	344.00	-344.00
Other Types of Expenses			
computer expense	0.00	1,000.00	-1,000.00
Memberships and Dues	0.00	275.00	-275.00
Total Other Types of Expenses	0.00	1,275.00	-1,275.00
Sales Tax Expenditures-Cap Exp	0.00	5,000.00	-5,000.00
Travel and Meetings			
Conference, Convention, Meeting	1,180.00	5,000.00	-3,820.00
Travel	0.00	600.00	-600.00
Total Travel and Meetings	1,180.00	5,600.00	-4,420.00
Total Expense	39,062.05	517,527.67	-478,465.62
Net Income	14,366.83	0.00	14,366.83

Cassie VFD/ Burnet ESD 2

Burnet, TX

This report was generated on 12/19/2023 7:58:26 AM



Incident Statistics

Zone(s): All Zones | Start Date: 11/01/2023 | End Date: 11/30/2023

INCIDENT COUNT			
INCIDENT TYPE		# INCIDENTS	
EMS		9	
FIRE		6	
TOTAL		15	
TOTAL TRANSPORTS (N2 and N3)			
APPARATUS	# of APPARATUS TRANSPORTS	# of PATIENT TRANSPORTS	TOTAL # of PATIENT CONTACTS
C-60	0	0	6
TOTAL	0	0	6
PRE-INCIDENT VALUE		LOSSES	
\$892,097.00		\$15,000.00	
CO CHECKS			
TOTAL			
MUTUAL AID			
Aid Type		Total	
Aid Given		4	
Aid Received		1	
OVERLAPPING CALLS			
# OVERLAPPING		% OVERLAPPING	
2		13.33	
LIGHTS AND SIREN - AVERAGE RESPONSE TIME (Dispatch to Arrival)			
Station	EMS	FIRE	
Cassie VFD-Elms Station	0:05:26	0:08:33	
AVERAGE FOR ALL CALLS		0:06:37	
LIGHTS AND SIREN - AVERAGE TURNOUT TIME (Dispatch to Enroute)			
Station	EMS	FIRE	
Cassie VFD-Elms Station	0:00:29	0:01:26	
AVERAGE FOR ALL CALLS		0:00:54	
AGENCY		AVERAGE TIME ON SCENE (MM:SS)	
Cassie VFD/ Burnet ESD 2		38:29	

Only Reviewed Incidents included. EMS for Incident counts includes only 300 to 399 Incident Types. All other incident types are counted as FIRE. CO Checks only includes Incident Types: 424, 736 and 734. # Apparatus Transports = # of incidents where apparatus transported. # Patient Transports = All patients transported by EMS. # Patient Contacts = # of PCR contacted by apparatus. This report now returns both NEMSIS 2 & 3 data as appropriate. For overlapping calls that span over multiple days, total per month will not equal Total count for year.



Cassie VFD/ Burnet ESD 2

Burnet, TX

This report was generated on 12/19/2023 7:58:55 AM



Incident Statistics

Zone(s): All Zones | Start Date: 01/01/2023 | End Date: 11/30/2023

INCIDENT COUNT			
INCIDENT TYPE		# INCIDENTS	
EMS		104	
FIRE		68	
TOTAL		172	
TOTAL TRANSPORTS (N2 and N3)			
APPARATUS	# of APPARATUS TRANSPORTS	# of PATIENT TRANSPORTS	TOTAL # of PATIENT CONTACTS
4490	0	0	2
C-60	0	0	42
TOTAL	0	0	44
PRE-INCIDENT VALUE		LOSSES	
\$1,335,756.00		\$458,659.00	
CO CHECKS			
TOTAL			
MUTUAL AID			
Aid Type		Total	
Aid Given		61	
Aid Received		7	
OVERLAPPING CALLS			
# OVERLAPPING		% OVERLAPPING	
8		4.65	
LIGHTS AND SIREN - AVERAGE RESPONSE TIME (Dispatch to Arrival)			
Station	EMS	FIRE	
Cassie VFD-Elms Station	0:07:20	0:17:12	
AVERAGE FOR ALL CALLS		0:10:07	
LIGHTS AND SIREN - AVERAGE TURNOUT TIME (Dispatch to Enroute)			
Station	EMS	FIRE	
Cassie VFD-Elms Station	0:01:22	0:03:10	
AVERAGE FOR ALL CALLS		0:01:47	
AGENCY	AVERAGE TIME ON SCENE (MM:SS)		
Cassie VFD/ Burnet ESD 2	58:03		

Only Reviewed Incidents included. EMS for Incident counts includes only 300 to 399 Incident Types. All other incident types are counted as FIRE. CO Checks only includes Incident Types: 424, 736 and 734. # Apparatus Transports = # of incidents where apparatus transported. # Patient Transports = All patients transported by EMS. # Patient Contacts = # of PCR contacted by apparatus. This report now returns both NEMSIS 2 & 3 data as appropriate. For overlapping calls that span over multiple days, total per month will not equal Total count for year.


 emergencyreporting.com
 Doc Id: 1645
 Page # 1 of 1

Cassie VFD/ Burnet ESD 2

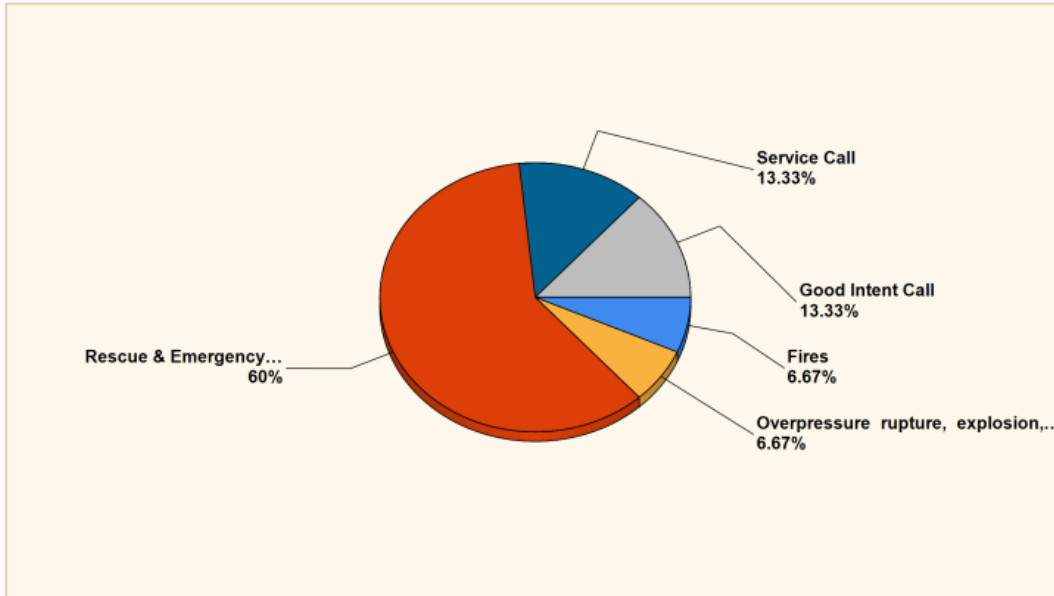
Burnet, TX

This report was generated on 12/19/2023 7:59:58 AM



Breakdown by Major Incident Types for Date Range

Zone(s): All Zones | Start Date: 11/01/2023 | End Date: 11/30/2023



MAJOR INCIDENT TYPE	# INCIDENTS	% of TOTAL
Fires	1	6.67%
Overpressure rupture, explosion, overheating - no fire	1	6.67%
Rescue & Emergency Medical Service	9	60%
Service Call	2	13.33%
Good Intent Call	2	13.33%
TOTAL	15	100%

Detailed Breakdown by Incident Type		
INCIDENT TYPE	# INCIDENTS	% of TOTAL
122 - Fire in motor home, camper, recreational vehicle	1	6.67%
240 - Explosion (no fire), other	1	6.67%
311 - Medical assist, assist EMS crew	1	6.67%
321 - EMS call, excluding vehicle accident with injury	7	46.67%
322 - Motor vehicle accident with injuries	1	6.67%
551 - Assist police or other governmental agency	1	6.67%
553 - Public service	1	6.67%
611 - Dispatched & cancelled en route	1	6.67%
651 - Smoke scare, odor of smoke	1	6.67%
TOTAL INCIDENTS:	15	100%

Only REVIEWED and/or LOCKED IMPORTED incidents are included. Summary results for a major incident type are not displayed if the count is zero.



Cassie VFD/ Burnet ESD 2

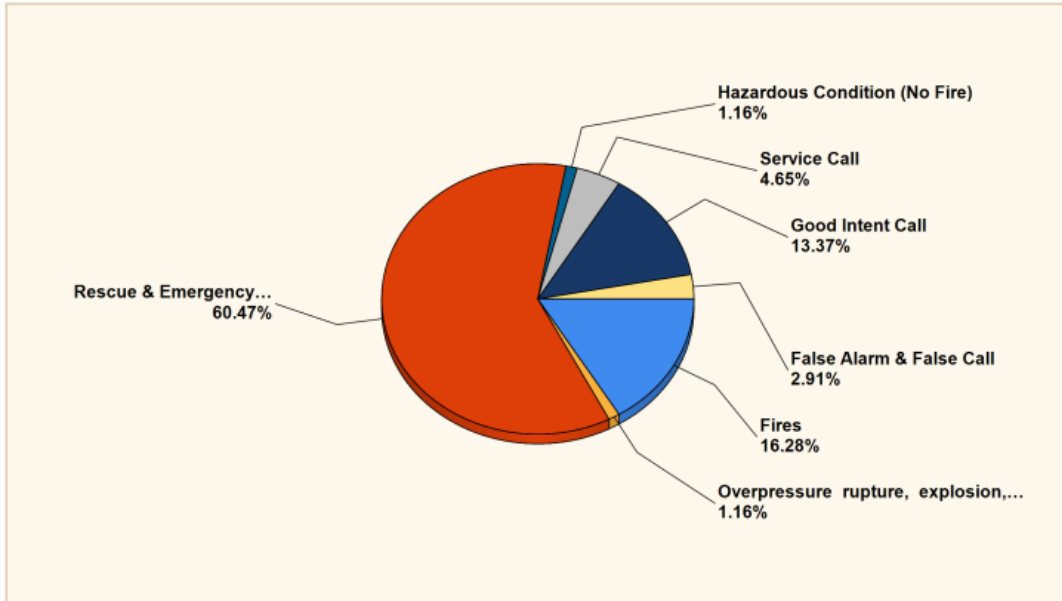
Burnet, TX

This report was generated on 12/19/2023 8:00:12 AM



Breakdown by Major Incident Types for Date Range

Zone(s): All Zones | Start Date: 01/01/2023 | End Date: 11/30/2023



MAJOR INCIDENT TYPE	# INCIDENTS	% of TOTAL
Fires	28	16.28%
Overpressure rupture, explosion, overheating - no fire	2	1.16%
Rescue & Emergency Medical Service	104	60.47%
Hazardous Condition (No Fire)	2	1.16%
Service Call	8	4.65%
Good Intent Call	23	13.37%
False Alarm & False Call	5	2.91%
TOTAL	172	100%

Only REVIEWED and/or LOCKED IMPORTED incidents are included. Summary results for a major incident type are not displayed if the count is zero.



Detailed Breakdown by Incident Type		
INCIDENT TYPE	# INCIDENTS	% of TOTAL
100 - Fire, other	1	0.58%
111 - Building fire	2	1.16%
118 - Trash or rubbish fire, contained	1	0.58%
121 - Fire in mobile home used as fixed residence	2	1.16%
122 - Fire in motor home, camper, recreational vehicle	1	0.58%
131 - Passenger vehicle fire	1	0.58%
141 - Forest, woods or wildland fire	3	1.74%
142 - Brush or brush-and-grass mixture fire	6	3.49%
143 - Grass fire	11	6.4%
240 - Explosion (no fire), other	1	0.58%
243 - Fireworks explosion (no fire)	1	0.58%
311 - Medical assist, assist EMS crew	12	6.98%
321 - EMS call, excluding vehicle accident with injury	68	39.53%
322 - Motor vehicle accident with injuries	12	6.98%
324 - Motor vehicle accident with no injuries.	4	2.33%
341 - Search for person on land	1	0.58%
342 - Search for person in water	2	1.16%
361 - Swimming/recreational water areas rescue	1	0.58%
365 - Watercraft rescue	4	2.33%
411 - Gasoline or other flammable liquid spill	1	0.58%
445 - Arcing, shorted electrical equipment	1	0.58%
500 - Service Call, other	1	0.58%
542 - Animal rescue	1	0.58%
551 - Assist police or other governmental agency	3	1.74%
553 - Public service	1	0.58%
561 - Unauthorized burning	1	0.58%
571 - Cover assignment, standby, moveup	1	0.58%
611 - Dispatched & cancelled en route	20	11.63%
622 - No incident found on arrival at dispatch address	1	0.58%
651 - Smoke scare, odor of smoke	2	1.16%
700 - False alarm or false call, other	3	1.74%
743 - Smoke detector activation, no fire - unintentional	2	1.16%
TOTAL INCIDENTS:	172	100%

Only REVIEWED and/or LOCKED IMPORTED incidents are included. Summary results for a major incident type are not displayed if the count is zero.

Cassie VFD/ Burnet ESD 2

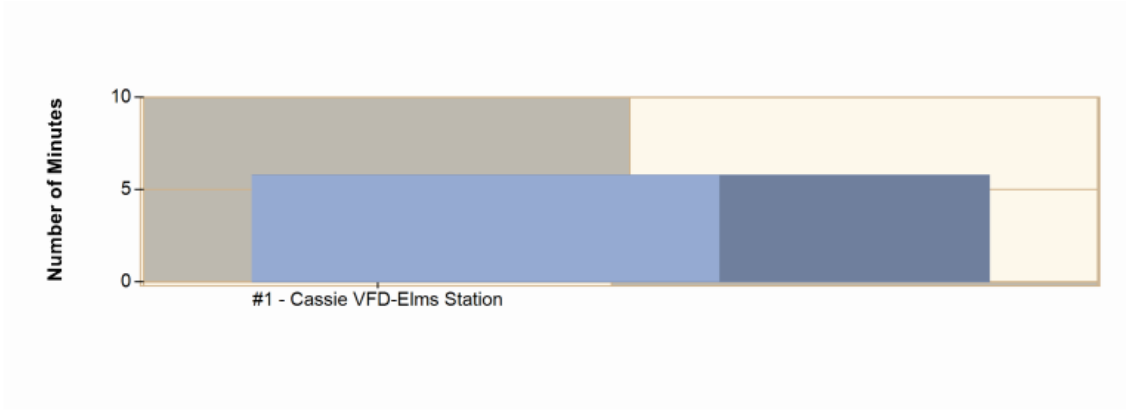
Burnet, TX

This report was generated on 12/19/2023 8:00:33 AM



Average Response Time per Station for Date Range

Start Date: 11/01/2023 | End Date: 11/30/2023



STATION	AVERAGE RESPONSE MM:SS (Dispatch to Arrived)
#1 - Cassie VFD-Elms Station	5:48

Average Response Time per Station for Date Range

Start Date: 01/01/2023 | End Date: 11/30/2023

STATION	AVERAGE RESPONSE MM:SS (Dispatch to Arrived)
#1 - Cassie VFD-Elms Station	9:08

AVERAGE RESPONSE TIME calculated from the average time difference between DISPATCH and ARRIVED times on Basic Info 4. Only REVIEWED incidents included.



emergencyreporting.com
Doc Id: 56
Page # 1 of 1

Cassie VFD/ Burnet ESD 2

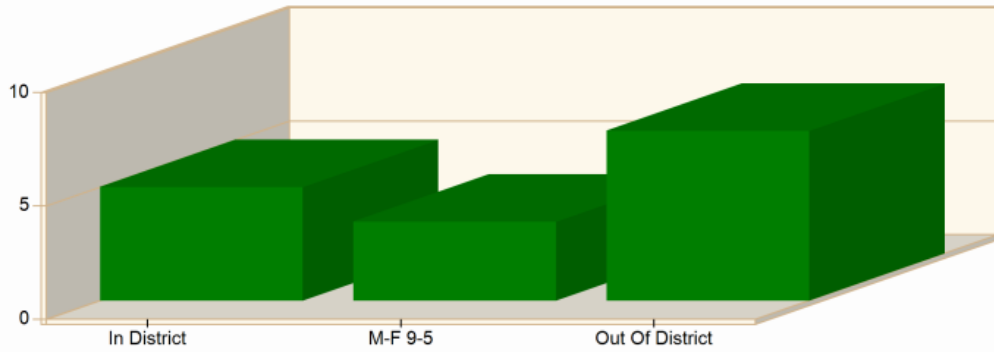
Burnet, TX

This report was generated on 12/19/2023 8:01:08 AM



Incident Average Response Time per Shift for Date Range

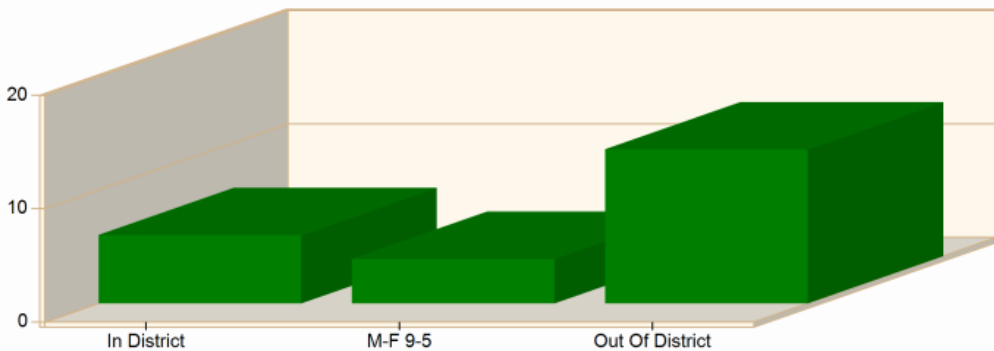
Start Date: 11/01/2023 | End Date: 11/30/2023



SHIFT	AVERAGE RESPONSE TIME (min) (Dispatch to Arrived)	CALLS
In District	5.01	8
M-F 9-5	3.48	3
Out Of District	7.49	3
Total Number of Calls:		14

Incident Average Response Time per Shift for Date Range

Start Date: 01/01/2023 | End Date: 11/30/2023



SHIFT	AVERAGE RESPONSE TIME (min) (Dispatch to Arrived)	CALLS
In District	6.01	72
M-F 9-5	3.91	34
Out Of District	13.57	50
Total Number of Calls:		156

Cassie VFD/ Burnet ESD 2

Burnet, TX

This report was generated on 12/19/2023 8:01:46 AM



Personnel Count per Incident for Date Range

Start Date: 11/01/2023 | End Date: 11/30/2023

INCIDENT NUMBER	DATE	INCIDENT TYPE	FDID	NUMBER OF PEOPLE		
				ON APPARATUS	NOT ON APPARATUS	TOTAL
2023-2300158	11/5/2023 10:46:10	122 - Fire in motor home, camper, recreational vehicle	BP208	3	2	5
2023-2300159	11/5/2023 12:29:21	321 - EMS call, excluding vehicle accident with injury	BP208	3	2	5
2023-2300160	11/5/2023 13:57:18	321 - EMS call, excluding vehicle accident with injury	BP208	4	0	4
2023-2300161	11/5/2023 14:58:45	321 - EMS call, excluding vehicle accident with injury	BP208	4	0	4
2023-2300162	11/6/2023 17:04:35	311 - Medical assist, assist EMS crew	BP208	4	1	5
2023-2300163	11/9/2023 18:20:43	611 - Dispatched & cancelled en route	BP208	1	3	4
2023-2300164	11/10/2023 14:28:59	240 - Explosion (no fire), other	BP208	5	0	5
2023-2300165	11/11/2023 14:55:23	321 - EMS call, excluding vehicle accident with injury	BP208	2	0	2
2023-2300166	11/11/2023 15:29:57	321 - EMS call, excluding vehicle accident with injury	BP208	3	0	3
2023-2300167	11/13/2023 13:40:32	651 - Smoke scare, odor of smoke	BP208	1	4	5
2023-2300168	11/14/2023 23:17:27	321 - EMS call, excluding vehicle accident with injury	BP208	4	2	6
2023-2300169	11/20/2023 06:22:15	321 - EMS call, excluding vehicle accident with injury	BP208	3	0	3
2023-2300170	11/22/2023 22:39:05	322 - Motor vehicle accident with injuries	BP208	5	2	7
2023-2300171	11/26/2023 20:48:26	553 - Public service	BP208	3	1	4
2023-2300172	11/27/2023 10:46:06	551 - Assist police or other governmental agency	BP208	3	1	4

TOTAL # OF INCIDENTS: 15

AVERAGES:

3.2

1.2

4.4

Personnel Count per Incident for Date Range

Start Date: 01/01/2023 | End Date: 11/30/2023

TOTAL # OF INCIDENTS: 172

AVERAGES:

3.4

1.3

4.8

Only REVIEWED incidents included

 **EMERGENCY REPORTING**
 emergencyreporting.com
 Doc Id: 358
 Page # 1 of 1

Cassie VFD/ Burnet ESD 2

Burnet, TX

This report was generated on 12/19/2023 8:02:26 AM



Incidents per Zone for Date Range

Start Date: 11/01/2023 | End Date: 11/30/2023

INCIDENT NUMBER	INCIDENT TYPE	DATE	LOCATION	APPARATUS
ZONE: 01 - Cassie				
2023-2300160	321 - EMS call, excluding vehicle accident with injury	11/05/2023	613 SOUTH CHAPARRAL	B-51,C-60
2023-2300161	321 - EMS call, excluding vehicle accident with injury	11/05/2023	114 SOUTH CHAPARRAL	B-50,C-60
2023-2300164	240 - Explosion (no fire), other	11/10/2023	112 S Chaparral	C-60,E-21,T-40
2023-2300166	321 - EMS call, excluding vehicle accident with injury	11/11/2023	718 SOUTH CHAPARRAL	4490,C-60
2023-2300168	321 - EMS call, excluding vehicle accident with injury	11/14/2023	104 Trails End	B-50,C-60
2023-2300169	321 - EMS call, excluding vehicle accident with injury	11/20/2023	114 S Chaparral	B-51,C-60
Total # Incidents for 01:				6
ZONE: 02 - Buena Vista				
2023-2300165	321 - EMS call, excluding vehicle accident with injury	11/11/2023	100 CASA GRANDE DR	C-60
Total # Incidents for 02:				1
ZONE: 06 - Rocky Ridge				
2023-2300159	321 - EMS call, excluding vehicle accident with injury	11/05/2023	501 BUMPY RIDGE DR	B-50,C-60
2023-2300162	311 - Medical assist, assist EMS crew	11/06/2023	309 Bumpy Ridge RD	B-50,C-60
Total # Incidents for 06:				2
ZONE: 16 - West State Highway 29				
2023-2300171	553 - Public service	11/26/2023	8900 W Sh 29	B-50,C-60
Total # Incidents for 16:				1
ZONE: 17 - FM 690				
2023-2300167	651 - Smoke scare, odor of smoke	11/13/2023	Fm 690	C-60
Total # Incidents for 17:				1
ZONE: 28 - OOD- Burnet VFD				
2023-2300158	122 - Fire in motor home, camper, recreational vehicle	11/05/2023	210 Deer Springs LOOP	C-60,T-40
Total # Incidents for 28:				1
ZONE: 30 - OOD- Hoover Valley VFD				
2023-2300163	611 - Dispatched & cancelled en route	11/09/2023	600 County Road 119	C-60
2023-2300170	322 - Motor vehicle accident with injuries	11/22/2023	7466 Park Rd 4	B-50,C-60
Total # Incidents for 30:				2
INCIDENT NUMBER	INCIDENT TYPE	DATE	LOCATION	APPARATUS
ZONE: BCSO - Burnet County SO				
2023-2300172	551 - Assist police or other governmental agency	11/27/2023	505 Rexford	C-60,RB-30
Total # Incidents for BCSO:				1
TOTAL # INCIDENTS:			15	

INCIDENT NUMBER	INCIDENT TYPE	DATE	LOCATION	APPARATUS
ZONE: 27 - OOD-ELBVFD				
2023-2300002	611 - Dispatched & cancelled en route	01/12/2023	10000 FM 2341	C-60
2023-2300007	551 - Assist police or other governmental agency	01/20/2023	200 Loma Vista	C-60
2023-2300083	611 - Dispatched & cancelled en route	06/18/2023	RR 2341	B-51
2023-2300100	111 - Building fire	07/17/2023	1404 CR 130	C-60,E-21,T-40
2023-2300104	131 - Passenger vehicle fire	07/25/2023	202 POINT LOOP	B-50,E-21
2023-2300106	611 - Dispatched & cancelled en route	07/30/2023	cr 138	C-60,E-21,RB-30
2023-2300127	651 - Smoke scare, odor of smoke	08/25/2023	rr 2341	B-50,B-51,T-40
2023-2300133	142 - Brush or brush-and-grass mixture fire	09/01/2023	10820 RR 2341	B-50,C-60,T-40

Total # Incidents for 27: 8

ZONE: 28 - OOD- Burnet VFD				
2023-2300017	611 - Dispatched & cancelled en route	02/06/2023	3175 CR 101	B-51,T-40
2023-2300026	321 - EMS call, excluding vehicle accident with injury	03/04/2023	6161 W Sh 29	C-60
2023-2300031	142 - Brush or brush-and-grass mixture fire	03/22/2023	3200 S US 281	B-50,B-51,T-40
2023-2300060	311 - Medical assist, assist EMS crew	05/10/2023	701 ROCKY HOLLOW DR	C-60
2023-2300092	611 - Dispatched & cancelled en route	07/05/2023	8400 S Hwy 281	B-51,T-40
2023-2300122	611 - Dispatched & cancelled en route	08/20/2023	4600 CR 110	B-51,T-40
2023-2300158	122 - Fire in motor home, camper, recreational vehicle	11/05/2023	210 Deer Springs LOOP	C-60,T-40

Total # Incidents for 28: 7

Only REVIEWED incidents included. Archived Zones cannot be unarchived.

INCIDENT NUMBER	INCIDENT TYPE	DATE	LOCATION	APPARATUS
ZONE: 29 - OOD- Cl Burnet FD				
2023-2300013	611 - Dispatched & cancelled en route	01/31/2023	700 POSSUM TROT	T-40
2023-2300112	141 - Forest, woods or wildland fire	08/02/2023	243 WANDERING OAK CIR	B-50,B-51,E-21
2023-2300113	141 - Forest, woods or wildland fire	08/03/2023	243 wandering oak CIR	T-40
2023-2300143	143 - Grass fire	09/08/2023	1900 E polk	B-51

Total # Incidents for 29: 4

ZONE: 30 - OOD- Hoover Valley VFD				
2023-2300006	611 - Dispatched & cancelled en route	01/19/2023	104 BLACK OAK LN	C-60
2023-2300022	311 - Medical assist, assist EMS crew	02/20/2023	6211 Park Rd 4	B-50,C-60
2023-2300023	324 - Motor vehicle accident with no injuries.	02/22/2023	6409 CR 116	C-60
2023-2300030	311 - Medical assist, assist EMS crew	03/21/2023	201 CR 134	C-60
2023-2300036	311 - Medical assist, assist EMS crew	03/31/2023	219 CR 118A	C-60
2023-2300041	561 - Unauthorized burning	04/04/2023	700 Apache dr	B-50
2023-2300058	445 - Arcing, shorted electrical equipment	05/09/2023	5900 FM 3509	E-21
2023-2300062	322 - Motor vehicle accident with injuries	05/11/2023	6704 Park Rd 4	B-51,C-60,E-20
2023-2300064	611 - Dispatched & cancelled en route	05/12/2023	930 Iroquois DR	4490
2023-2300074	322 - Motor vehicle accident with injuries	05/31/2023	6400 CR 116	C-60
2023-2300075	321 - EMS call, excluding vehicle accident with injury	06/01/2023	140 LOST TRL	B-51,C-60
2023-2300079	142 - Brush or brush-and-grass mixture fire	06/10/2023	260 CROWN LN	B-51,C-60,UTV31
2023-2300081	611 - Dispatched & cancelled en route	06/15/2023	335 shoals PKY	4490
2023-2300096	121 - Fire in mobile home used as fixed residence	07/11/2023	1024 SENECA DR	E-21,T-40
2023-2300097	321 - EMS call, excluding vehicle accident with injury	07/11/2023	2131 LEGENDS PKY	E-21
2023-2300099	121 - Fire in mobile home used as fixed residence	07/16/2023	933 CR 118	E-20,E-21
2023-2300103	321 - EMS call, excluding vehicle accident with injury	07/24/2023	1002 IROQUOIS DR	B-50,C-60
2023-2300108	341 - Search for person on land	07/31/2023	3630 Park Rd 4	B-50,B-51,C-60,UTV31
2023-2300115	118 - Trash or rubbish fire, contained	08/07/2023	100 log country CV	E-21
2023-2300120	611 - Dispatched & cancelled en route	08/19/2023	110 cr 119A	C-60
2023-2300137	143 - Grass fire	09/05/2023	148 LOST TRL	B-50,T-40
2023-2300140	143 - Grass fire	09/07/2023	148 Boutillier	B-51,C-60,T-40
2023-2300144	143 - Grass fire	09/10/2023	7601 PR 4 S	B-50,B-51,T-40
2023-2300151	611 - Dispatched & cancelled en route	09/25/2023	Park Rd 4	C-60
2023-2300154	322 - Motor vehicle accident with injuries	10/16/2023	7700 Park Rd 4	B-50,C-60,E-20
2023-2300155	321 - EMS call, excluding vehicle accident with injury	10/23/2023	526 County Road 119A	B-51,C-60
2023-2300163	611 - Dispatched & cancelled en route	11/09/2023	600 County Road 119	C-60
2023-2300170	322 - Motor vehicle accident with injuries	11/22/2023	7466 Park Rd 4	B-50,C-60

Total # Incidents for 30: 28

ZONE: 31 - OOD- Oakalla VFD				
2023-2300119	143 - Grass fire	08/17/2023	1821 CR 219	B-51,T-40

Only REVIEWED incidents included. Archived Zones cannot be unarchived.

INCIDENT NUMBER	INCIDENT TYPE	DATE	LOCATION	APPARATUS
2023-2300142	142 - Brush or brush-and-grass mixture fire	09/08/2023	16900 S Hwy 183	B-50,T-40
Total # Incidents for 31:				2
ZONE: 36 - OOD- Spicewood VFD				
2023-2300001	611 - Dispatched & cancelled en route	01/04/2023	4323 E SH 71	B-51,T-40
2023-2300024	143 - Grass fire	02/23/2023	200 cedar mountain DR	B-50,T-40
Total # Incidents for 36:				2
ZONE: 37 - OODOC- Llano County Buchanan Dam VFD				
2023-2300042	322 - Motor vehicle accident with injuries	04/10/2023	W Sh 29	C-60,E-20
2023-2300084	361 - Swimming/recreational water areas rescue	06/19/2023	206 Forest DR	C-60
2023-2300101	142 - Brush or brush-and-grass mixture fire	07/23/2023	CR 301	B-51,C-60,T-40
2023-2300117	342 - Search for person in water	08/11/2023	760 cr 225	B-51,C-60,RB-30
2023-2300126	322 - Motor vehicle accident with injuries	08/22/2023	2400 RR 261	E-20
Total # Incidents for 37:				5
ZONE: 39 - OOCOOD- LLANO COUNTY TOW VFD				
2023-2300070	342 - Search for person in water	05/20/2023	1510 parkway	C-60,RB-30
2023-2300125	143 - Grass fire	08/22/2023	618 Tow TRL	B-51,T-40
2023-2300128	611 - Dispatched & cancelled en route	08/27/2023	30.834932	RB-30
Total # Incidents for 39:				3
ZONE: 44 - OOCOOD- LLANO VFD				
2023-2300098	141 - Forest, woods or wildland fire	07/13/2023	11451 E SH 71	B-51,T-40
Total # Incidents for 44:				1
ZONE: BCSO - Burnet County SO				
2023-2300172	551 - Assist police or other governmental agency	11/27/2023	505 Rexford	C-60,RB-30
Total # Incidents for BCSO:				1
TOTAL # INCIDENTS:				61

Only REVIEWED incidents included. Archived Zones cannot be unarchived.

3:44 PM
 12/10/23
 Cash Basis

Cassie Volunteer Fire Department
Balance Sheet
 As of November 30, 2023

	Nov 30, 23
ASSETS	
Current Assets	
Checking/Savings	
1010 - CASSIE VFD-ESD2	22,113.84
Total Checking/Savings	22,113.84
Total Current Assets	22,113.84
Fixed Assets	
1410 - Land	13,820.69
1420 - Furniture & Fixtures	10,438.09
1430 - Vehicles & Equipment	1,189,560.79
1440 - EMS Equipment	5,037.56
1450 - Communication Equipment	103,956.55
1460 - Buildings	123,895.61
1510 - Accumulated Depreciation	-1,058,463.72
Total Fixed Assets	388,245.57
Other Assets	
1090 - Transfers (In/Out)	70,000.00
Total Other Assets	70,000.00
TOTAL ASSETS	480,359.41
LIABILITIES & EQUITY	
Liabilities	
Current Liabilities	
Other Current Liabilities	
2010 - Employer & Emp. Payroll Tax	1,888.75
Total Other Current Liabilities	1,888.75
Total Current Liabilities	1,888.75
Total Liabilities	1,888.75
Equity	
3010 - Unrestricted Net Assets-Ret.Ern	469,600.34
Net Income	8,870.32
Total Equity	478,470.66
TOTAL LIABILITIES & EQUITY	480,359.41

3:51 PM
 12/10/23
 Cash Basis

**Cassie Volunteer Fire Department
 Profit & Loss Detail
 November 2023**

Date	Name	Memo	Class	Paid Amount
Income				
Expense				
5000 - ADMINISTRATIVE				
5005 - Accounting				
11/14/2023	Chase Card Services	Taber & Burnett--payroll processing for the 4th qtr (Oct, Nov, Dec 2023)	ESD	275.00
Total 5005 - Accounting				275.00
5025 - Office Supplies				
11/14/2023	Chase Card Services	Apple-cloud storage-no receipt	ESD	0.99
11/14/2023	Chase Card Services	Office Depot--2 boxes of manilla folders	ESD	49.99
Total 5025 - Office Supplies				50.98
5040 - Subscrptn/Dues/Memrshp/RecMgmt				
11/14/2023	Chase Card Services	Go-Daddy--domain name for fire dept	ESD	33.48
11/14/2023	Chase Card Services	SFFMA--membership for N. Ganci	ESD	43.50
11/14/2023	Chase Card Services	Your First Due-Inv#86970-for period 10-1-2023--10-1-2024--person past away unexpe...	ESD	360.00
11/14/2023	Chase Card Services	YMCA November membership for M. Rivera-single	ESD	38.00
11/14/2023	Chase Card Services	YMCA November membership for N. Ganci-family	ESD	65.00
11/14/2023	Chase Card Services	YMCA November membership for T. Herwig-senior couple	ESD	40.00
11/14/2023	Chase Card Services	YMCA November membership for D. Dupont-couple	ESD	55.00
11/14/2023	Chase Card Services	YMCA November membership for G. Sanchez-couple	ESD	55.00
11/14/2023	Chase Card Services	YMCA November membership for C. Kelley-family	ESD	65.00
11/14/2023	Chase Card Services	YMCA November membership for D. Lee-senior couple	ESD	40.00
11/14/2023	Chase Card Services	YMCA November membership for D. Curtis-family	ESD	65.00
Total 5040 - Subscrptn/Dues/Memrshp/RecMgmt				859.98
5050 - Uniforms (Caps and Shirts)				
11/14/2023	Chase Card Services	Broken Arrow--CVFD ball caps (30) S/M & (30) L/XL	ESD	1,351.20
11/14/2023	Chase Card Services	Taylor's Tins--locker/desk name plates for fire and ESD personnel	ESD	503.00
Total 5050 - Uniforms (Caps and Shirts)				1,854.20
5060 - Banking/SftyDepBox/Chks/BkgdCks				
11/14/2023	First State Bank of Bu...	Debit charge for stop payment on check #2890 that was lost or stolen	ESD	25.00
Total 5060 - Banking/SftyDepBox/Chks/BkgdCks				25.00
Total 5000 - ADMINISTRATIVE				3,065.16
5200 - PAID POSITION				
5205 - Base Salary				
11/14/2023	Derrick R Curtis	Salary-Payroll for period end 11-17-2023	FDE	2,423.08
11/27/2023	Derrick R Curtis	Salary-Payroll for period ending 12-1-2023	FDE	2,423.08
Total 5205 - Base Salary				4,846.16
5215 - CVFD SS & Medicare Tax Match				
11/14/2023	Derrick R Curtis	Employer Social Security & Medicare	FDE	185.37
11/27/2023	Derrick R Curtis	Employer Social Security & Medicare	FDE	185.37
Total 5215 - CVFD SS & Medicare Tax Match				370.74
Total 5200 - PAID POSITION				5,216.90
5300 - BUILDING AND GROUNDS				
5320 - Repairs and Maintenance				
11/14/2023	Chase Card Services	Amzn-lights to decorate outside on bldg for xmas	ESD	377.37
11/14/2023	Chase Card Services	1000 Bulbs--1 case of 4' LED tube lamps and 4 cases of 8' tube lamps to replace old ...	ESD	1,003.99
Total 5320 - Repairs and Maintenance				1,381.36
5330 - Electrical Service				
11/15/2023	PEC	Acct 3000098825--for service period 9-21-2023--10-22-2023	ESD	228.14
Total 5330 - Electrical Service				228.14
5335 - Telephone Service				
11/14/2023	Chase Card Services	Vzwrlss-cell service for ipads and dept for period 9-11-2023--10-10-2023	ESD	250.60
11/14/2023	Chase Card Services	281--Simt# 32603 internet sevice for the dept for period 10-10-23--11-9-2023	ESD	167.00
Total 5335 - Telephone Service				417.60
Total 5300 - BUILDING AND GROUNDS				2,027.10

3:51 PM
 12/10/23
 Cash Basis

**Cassie Volunteer Fire Department
 Profit & Loss Detail
 November 2023**

Date	Name	Memo	Class	Paid Amount
6600 - INSURANCE				
6605 - Building and Property				
11/14/2023	VFIS of Texas	Inv#9851-1st installment of com'l insurance for period 11-1-2023--11-1-2024	ESD	994.00
Total 6605 - Building and Property				994.00
6610 - Vehicle				
11/14/2023	VFIS of Texas	Inv#9851-1st installment of vehicle insurance for period 11-1-2023--11-1-2024	ESD	2,326.00
Total 6610 - Vehicle				2,326.00
Total 6600 - INSURANCE				3,320.00
7000 - OPERATIONS				
7012 - Fuelman-Vehicles & Equipment				
11/14/2023	Fuelman	10-5-23-4460- EMS and regular fill-up	ESD	59.01
11/14/2023	Fuelman	10-13-23--4460-Fire clear creek and regular	ESD	60.52
11/14/2023	Fuelman	10-24-23--4460-Mutual aid Hoover Valley EMS and Auto	ESD	52.73
11/14/2023	Fuelman	10-31-23--4460-EMS and regular	ESD	55.44
11/14/2023	Fuelman	10-10-23--4420-regular fill up	ESD	23.23
11/14/2023	Fuelman	10-24-23--4420-Fire and Hoover Valley NA auto accident	ESD	44.04
11/14/2023	Fuelman	10-17-23--4421--regular fill up --No receipt printed	ESD	29.42
11/14/2023	Fuelman	10-31-23--4440-regular fill up	ESD	32.86
Total 7012 - Fuelman-Vehicles & Equipment				357.25
7030 - First Responder Supplies				
11/14/2023	Bound Tree Medical L...	Inv#85137755--4 OB boxed deluxe kits	ESD	183.16
11/14/2023	Chase Card Services	Choice Medical--2 new O2 bottles and 1 refill	ESD	60.00
Total 7030 - First Responder Supplies				243.16
7040 - Minor Tools				
11/14/2023	Chase Card Services	Amzn--batteries, for lights & equipment	ESD	15.89
Total 7040 - Minor Tools				15.89
7072 - SCBA MAINTENANCE & REPAIR				
11/14/2023	Chase Card Services	Amzn-batteries for SCBA packs	ESD	107.98
Total 7072 - SCBA MAINTENANCE & REPAIR				107.98
7080 - Vehicle Maintenance/Repair				
11/14/2023	Chase Card Services	NAPA--Adapter to replace broken one for switch on 4440	ESD	4.99
Total 7080 - Vehicle Maintenance/Repair				4.99
7085 - Vehicle Maint/Repr(Vendor)				
11/30/2023	Red Beards Mobile M...	Alternator cost - Inv#2393-For remove of old and provide and install new alternator 14...	ESD	411.86
11/30/2023	Red Beards Mobile M...	Labor	ESD	110.00
11/30/2023	Red Beards Mobile M...	Service Call	ESD	85.00
Total 7085 - Vehicle Maint/Repr(Vendor)				606.86
Total 7000 - OPERATIONS				1,336.13
8000 - TRAINING				
8005 - AED, CPR, First Aid				
11/14/2023	Chase Card Services	SQ Burnet--CPR cards	ESD	207.50
Total 8005 - AED, CPR, First Aid				207.50
8020 - Training -VENDOR				
11/27/2023	Texas Wildfire Trainin...	Inv#1018-TCFP Basic Wildland Firefighter training class for N. Ganci - in Marble Falls...	ESD	450.00
Total 8020 - Training -VENDOR				450.00
Total 8000 - TRAINING				657.50
9500 - CAPITAL EXPENDITURES				
9523 - Tires- 6 New Tires for E2-4421				
11/14/2023	The Goodyear Tire & ...	Inv#042-1540927-For 6 new tires for E2-4421 to replace old ones, includes install, tes...	ESDC	6,424.71
Total 9523 - Tires- 6 New Tires for E2-4421				6,424.71
Total 9500 - CAPITAL EXPENDITURES				6,424.71
Total Expense				22,047.50
Net Income				-22,047.50

3:57 PM
 12/10/23
 Cash Basis

**Cassie Volunteer Fire Department
 Profit & Loss Budget vs. Actual
 October through November 2023**

	Oct - Nov 23	Budget	\$ Over Budget
Income			
4000 · Income			
4005 · ESD payments	59,191.00	236,764.00	-177,573.00
4095 · ESD Pymts-Capital Expenditures	6,634.81	6,000.00	634.81
Total 4000 · Income	65,825.81	242,764.00	-176,938.19
Total Income	65,825.81	242,764.00	-176,938.19
Expense			
5000 · ADMINISTRATIVE			
5005 · Accounting	275.00	2,000.00	-1,725.00
5010 · Legal Services	0.00	100.00	-100.00
5015 · Meetings	0.00	300.00	-300.00
5020 · Office Equipment/Maint.	0.00	258.00	-258.00
5025 · Office Supplies	50.98	1,000.00	-949.02
5030 · Printer Supplies	0.00	300.00	-300.00
5035 · Shipping/Postage/PO Box Rental	0.00	150.00	-150.00
5040 · Subscrptn/Dues/Membrshp/RecMgmt	1,217.98	6,000.00	-4,782.02
5042 · Record Mgmt Systems-ER,PC,CAD	1,420.00	5,500.00	-4,080.00
5045 · Travel Allowance	0.00	100.00	-100.00
5050 · Uniforms (Caps and Shirts)	1,854.20	2,000.00	-145.80
5055 · Printing Services	0.00	100.00	-100.00
5060 · Banking/SftyDepBox/Chks/BkgdCks	25.00	100.00	-75.00
5070 · Replen Petty Cash/Toll Charges	0.00	350.00	-350.00
5076 · RECRUITMENT & RETENTION	4,900.00	10,200.00	-5,300.00
5078 · Items to be reimbursed by ESD	210.10	0.00	210.10
Total 5000 · ADMINISTRATIVE	9,953.26	28,458.00	-18,504.74
5200 · PAID POSITION			
5205 · Base Salary	12,115.40	63,000.00	-50,884.60
5215 · CVFD SS & Medicare Tax Match	926.85	4,819.50	-3,892.65
Total 5200 · PAID POSITION	13,042.25	67,819.50	-54,777.25
5300 · BUILDING AND GROUNDS			
5305 · Botanical Supplies	0.00	50.50	-50.50
5310 · Janitorial Supplies	0.00	200.00	-200.00
5320 · Repairs and Maintenance	1,381.36	2,000.00	-618.64
5325 · Furn&YardEquip Repl/Rep/New	0.00	2,000.00	-2,000.00
5330 · Electrical Service	523.56	4,200.00	-3,676.44
5335 · Telephone Service	667.89	6,600.00	-5,932.11
Total 5300 · BUILDING AND GROUNDS	2,572.81	15,050.50	-12,477.69
5600 · COMMUNICATIONS			
5605 · Batteries, Clips, Acc.	0.00	500.00	-500.00
5615 · Non-Warranty Repair	0.00	300.00	-300.00
5620 · Digital Radio and Pagers	0.00	500.00	-500.00
Total 5600 · COMMUNICATIONS	0.00	1,300.00	-1,300.00
6600 · INSURANCE			
6605 · Building and Property	994.00	5,800.00	-4,806.00
6610 · Vehicle	2,326.00	12,355.00	-10,029.00
6615 · Personnel Coverage	13,171.00	16,100.00	-2,929.00
Total 6600 · INSURANCE	16,491.00	34,255.00	-17,764.00

3:57 PM
 12/10/23
 Cash Basis

**Cassie Volunteer Fire Department
 Profit & Loss Budget vs. Actual
 October through November 2023**

	Oct - Nov 23	Budget	\$ Over Budget
7000 · OPERATIONS			
7007 · CAD-Computer Aided Dispatch	0.00	5,800.00	-5,800.00
7010 · Fuel-Vehicle and Equipment	0.00	250.00	-250.00
7012 · Fuelman-Vehicles & Equipment	1,375.80	16,000.00	-14,624.20
7015 · Equipment Maint/Repr-Vendor	0.00	500.00	-500.00
7020 · Fire Extinguisher Test/Repr	0.00	300.00	-300.00
7025 · Fire Suppressant Supplies	0.00	5,000.00	-5,000.00
7030 · First Responder Supplies	243.16	4,500.00	-4,256.84
7035 · Ladder, Pump & Hose Testing	0.00	4,000.00	-4,000.00
7040 · Minor Tools	15.89	150.00	-134.11
7045 · Veh/Epmt Lights-Decals-Safety	0.00	100.00	-100.00
7050 · Personal Protect Equip-PPE	0.00	4,000.00	-4,000.00
7055 · PPE Testing/Cleaning/Repair	0.00	500.00	-500.00
7057 · Operations - Radio Service Fee	5,459.28	5,570.00	-110.72
7060 · Rehabilitation Supplies	0.00	500.00	-500.00
7065 · Rescue Equipment Maint/Repr	0.00	250.00	-250.00
7070 · SCBA Testing/Hydro/FaceMsk/Pack	0.00	2,500.00	-2,500.00
7072 · SCBA MAINTENANCE & REPAIR	107.98	500.00	-392.02
7075 · State Veh Safety Inspec&Regist	0.00	150.00	-150.00
7080 · Vehicle Maintenance/Repair	4.99	2,000.00	-1,995.01
7085 · Vehicle Maint/Repr(Vendor)	606.86	16,000.00	-15,393.14
7090 · Equipmt Replmt(Fire Fightg)	0.00	1,750.00	-1,750.00
7095 · Fire Fighting Equipmt - NEW	0.00	2,500.00	-2,500.00
7096 · FIRE FIGHTING EQUIPMENT-MAINTEN	0.00	1,007.00	-1,007.00
7100 · Rescue Equipment - NEW	0.00	1,000.00	-1,000.00
7105 · Rescue Equipment - REPLMNT	0.00	200.00	-200.00
Total 7000 · OPERATIONS	7,813.96	75,027.00	-67,213.04
8000 · TRAINING			
8005 · AED, CPR, First Aid	207.50	454.00	-246.50
8020 · Training -VENDOR	450.00	7,000.00	-6,550.00
8022 · Training-Certification&Testing	0.00	1,000.00	-1,000.00
8025 · Per Diem Travel/Lodging	0.00	4,000.00	-4,000.00
8030 · Wildland	0.00	500.00	-500.00
8035 · Educational Supplies	0.00	600.00	-600.00
Total 8000 · TRAINING	657.50	13,554.00	-12,896.50
9000 · PUBLIC RELATIONS			
9005 · Educational Supplies	0.00	100.00	-100.00
9010 · Public Eductn/Relatn/Apprtm	0.00	500.00	-500.00
9015 · Shipping and Postage	0.00	100.00	-100.00
9020 · Printing	0.00	100.00	-100.00
9025 · Recognition/Thank You	0.00	500.00	-500.00
Total 9000 · PUBLIC RELATIONS	0.00	1,300.00	-1,300.00
9500 · CAPITAL EXPENDITURES			
9523 · Tires- 6 New Tires for E2-4421	6,424.71	6,000.00	424.71
Total 9500 · CAPITAL EXPENDITURES	6,424.71	6,000.00	424.71
Total Expense	56,955.49	242,764.00	-185,808.51
Net Income	8,870.32	0.00	8,870.32

3:53 PM
 12/10/23
 Cash Basis

**Cassie Volunteer Fire Department
 Profit & Loss by Class
 October through November 2023**

	ESD	ESDC	FDE	TOTAL
Income				
4000 · Income				
4005 · ESD payments	41,136.12	0.00	18,054.88	59,191.00
4095 · ESD Pymts-Capital Expenditures	0.00	6,634.81	0.00	6,634.81
Total 4000 · Income	41,136.12	6,634.81	18,054.88	65,825.81
Total Income	41,136.12	6,634.81	18,054.88	65,825.81
Expense				
5000 · ADMINISTRATIVE				
5005 · Accounting	275.00	0.00	0.00	275.00
5025 · Office Supplies	50.98	0.00	0.00	50.98
5040 · Subscrptn/Dues/Membrshp/RecMgmt	1,217.98	0.00	0.00	1,217.98
5042 · Record Mgmt Systems-ER,PC,CAD	1,420.00	0.00	0.00	1,420.00
5050 · Uniforms (Caps and Shirts)	1,854.20	0.00	0.00	1,854.20
5060 · Banking/SftyDepBox/Chks/BkgdCks	25.00	0.00	0.00	25.00
5076 · RECRUITMENT & RETENTION	4,900.00	0.00	0.00	4,900.00
5078 · Items to be reimbursed by ESD	0.00	210.10	0.00	210.10
Total 5000 · ADMINISTRATIVE	9,743.16	210.10	0.00	9,953.26
5200 · PAID POSITION				
5205 · Base Salary	0.00	0.00	12,115.40	12,115.40
5215 · CVFD SS & Medicare Tax Match	0.00	0.00	926.85	926.85
Total 5200 · PAID POSITION	0.00	0.00	13,042.25	13,042.25
5300 · BUILDING AND GROUNDS				
5320 · Repairs and Maintenance	1,381.36	0.00	0.00	1,381.36
5330 · Electrical Service	523.56	0.00	0.00	523.56
5335 · Telephone Service	667.89	0.00	0.00	667.89
Total 5300 · BUILDING AND GROUNDS	2,572.81	0.00	0.00	2,572.81
6600 · INSURANCE				
6605 · Building and Property	994.00	0.00	0.00	994.00
6610 · Vehicle	2,326.00	0.00	0.00	2,326.00
6615 · Personnel Coverage	13,171.00	0.00	0.00	13,171.00
Total 6600 · INSURANCE	16,491.00	0.00	0.00	16,491.00
7000 · OPERATIONS				
7012 · Fuelman-Vehicles & Equipment	1,375.80	0.00	0.00	1,375.80
7030 · First Responder Supplies	243.16	0.00	0.00	243.16
7040 · Minor Tools	15.89	0.00	0.00	15.89
7057 · Operations - Radio Service Fee	5,459.28	0.00	0.00	5,459.28
7072 · SCBA MAINTENANCE & REPAIR	107.98	0.00	0.00	107.98
7080 · Vehicle Maintenance/Repair	4.99	0.00	0.00	4.99
7085 · Vehicle Maint/Repr(Vendor)	606.86	0.00	0.00	606.86
Total 7000 · OPERATIONS	7,813.96	0.00	0.00	7,813.96
8000 · TRAINING				
8005 · AED, CPR, First Aid	207.50	0.00	0.00	207.50
8020 · Training -VENDOR	450.00	0.00	0.00	450.00
Total 8000 · TRAINING	657.50	0.00	0.00	657.50
9500 · CAPITAL EXPENDITURES				
9523 · Tires- 6 New Tires for E2-4421	0.00	6,424.71	0.00	6,424.71
Total 9500 · CAPITAL EXPENDITURES	0.00	6,424.71	0.00	6,424.71
Total Expense	37,278.43	6,634.81	13,042.25	56,955.49
Net Income	3,857.69	0.00	5,012.63	8,870.32

3:30 PM
12/10/23
Cash Basis

Cassie Volunteer Fire Dept. & EMS
Balance Sheet
As of November 30, 2023

	<u>Nov 30, 23</u>
ASSETS	
Current Assets	
Checking/Savings	
1010 · FSB of Burnet - 68007	117,395.40
Total Checking/Savings	<u>117,395.40</u>
Total Current Assets	117,395.40
Other Assets	
1090 · Transfers (In/Out)	-70,000.00
Total Other Assets	<u>-70,000.00</u>
TOTAL ASSETS	<u>47,395.40</u>
LIABILITIES & EQUITY	
Equity	
3010 · Unrestricted Net Assets	48,297.40
Net Income	-902.00
Total Equity	<u>47,395.40</u>
TOTAL LIABILITIES & EQUITY	<u>47,395.40</u>

3:37 PM
12/10/23
Cash Basis

Cassie Volunteer Fire Dept. & EMS
Profit & Loss Detail
November 2023

Date	Name	Memo	Class	Paid Amount
Income				
4000 - INCOME				
4040 - REIMBURSEMENT				
11/10/2023	Texas A& M Forest ...	Training reimbursement for D. Lee-EMR class at College St...	FD	665.00
Total 4040 - REIMBURSEMENT				665.00
Total 4000 - INCOME				665.00
Total Income				665.00
Expense				
Net Income				665.00

	<i>Incom e Projec tion</i>									
	2013	2014	2015	2016	2017	2018	2019	2020	2021	
Taxable Value	#####	#####	#####	#####	#####	#####	#####	#####	#####	#####
Percentage +/-	N/A	(-)3.97	(-)0.15	1.88	9.28	18.05	9.58	5.34	16.41	

Ten Year Average

Maximum
Appraisal
Increase/Year

ESD Budget
0.10/100
Calculated at
95% of Taxable
Value

Sales Tax

Investment

**Total Income
Projection**

*Expen
se
Projec
tion*

CVFD

ESD (All other
expenses)

Operational Reserve

Capital Expenses

Total Expense Projection

Gain/Loss Projection

Capital Expenses

Description

BRUSH 3 - #4451

SCBA - packs (8)
SCBA - Bottles only (24)

Running Profit/Loss

2022	2023	2024	2025
377,055,396	435,968,349	479,565,184	527,530,802

30.4	15.62	10	10
------	-------	----	----

	10.24		
--	-------	--	--

	10%		
--	-----	--	--

	405,437	455,673	501,153
82,287	103,428	105,000	105,000
		12,000	12,000
	493,502	561,873	618,153

Estimating a 10% increase YoY	225,501	236,764	260,442
		41,188	45,306

			45,567	50,153
			6,634	500,000
	246,130		330,153	855,901
	247,372		231,720	(-)237,748
THERMAL IMAGING UNIT		Tires \$6000		ENGINE 2 - #4441 PROPOSED - Sell Engine 2 Replace with Mini Pumper \$500,000
622,527	869,899		1,101,619	863,871

2026	2027	2028	2029
580,283,882	598,852,966	618,016,261	637,792,781
10	3.2	3.2	3.2

[Housing Market Predictions Next 5 Years: Forecast 2024 & 2025 \(noradarealestate.com\)](#)

551,268	568,909	587,115	605,902
105,000	105,000	105,000	105,000
12,000	12,000	12,000	12,000
668,268	685,909	704,115	722,902

286,512	315,163	346,679	381,346
49,836	54,820	60,302	66,332

55,126	56,890	58,711	60,590
0	0		242,000
391,474	426,873		750,268
276,793	259,036		(-)27,366
		COMMAND - #4460	
		BUNKER GEAR (9 sets) \$100,000	
		RADIOS \$230,000	WILDLAND PPE \$45,000
			JAWS AND CUTTER
			\$75,000
			EXTRACTOR WASHER
			FOR GEAR \$10,000
			ROPE RESCUE
			EQUIPMENT \$12,000
1,140,664	1,399,700		

2030	2031	2032	2033
658,202,150	679,264,619	701,001,087	723,433,132
3.2	3.2	3.2	3.2

625,291	645,300	665,950	687,221
105,000	105,000	105,000	105,000
12,000	12,000	12,000	12,000
742,291	762,300	782,950	804,221

419,480	461,428	507,570	558,327
72,966	80,263	88,289	97,118

	62,529	64,530	66,595	68,722
	15,000			0
	569,975			724,167
	172,316			80054
RIDING MOWER 15,000	SCBA \$250,000	BRUSH 1 - #4450		
	TENDER #4440			

Future Items

BUILDING AT ENTRANCE 6 * and RENOVATE EXISTING STATION

TRAILER

UTV AND SKID UNIT

GROUND MONITOR-4440

GROUND MONITORS-4420 & 4421
ENGINE #1

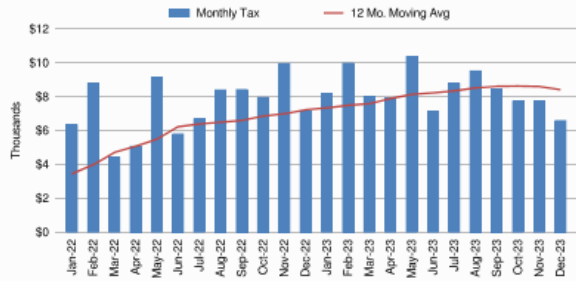
HdL Companies
SALES TAX SNAPSHOT
 Burnet Co ESD 2

Dec-23

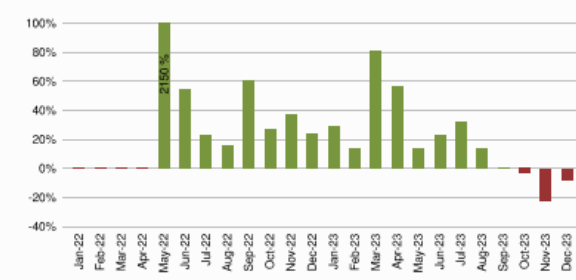
Sales Tax Net Payments

FY Mo.	FY2023	FY2024	YoY % Change
Oct	\$ 7,965	\$ 7,725	-3.0%
Nov	\$ 9,955	\$ 7,743	-22.2%
Dec	\$ 7,155	\$ 6,591	-7.9%
Jan	\$ 8,190		
Feb	\$ 9,980		
Mar	\$ 8,004		
Apr	\$ 7,909		
May	\$ 10,373		
Jun	\$ 7,142		
Jul	\$ 8,779		
Aug	\$ 9,518		
Sep	\$ 8,457		
FYTD	\$ 25,076	\$ 22,058	-12.0%
FY Total	\$ 103,428		

Sales Tax Net Payments Trend



Sales Tax Net Payments Change - YoY



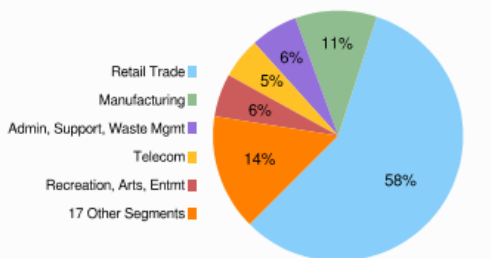
Top 10 Taxpayers

Rank	Company	FYTD Collections	% Total
1	AMAZON.COM SERVICES INC (MARKETPLACE)		
2	SMS BUCHANAN BUSINESS INC		
3	AMAZON.COM SERVICES LLC		
4	BUCHANAN SEPTIC TANKS INC.		
5	UTOPIAFEST LLC		
6	JIM EACHUS		
7	MARK W MARDIS		
8	REVEILLE PEAK RANCH SOLUTIONS LLC		
9	APPLE INC.		
10	REVEILLE PEAK RANCH L.L.C.		
Top 10 Companies		\$ 14,124	62.9%
905 Other Large Companies		\$ 7,240	32.2%
Small Companies/Other		\$ 921	4.1%
Single Local Tax Rate (SLT)		\$ 186	0.8%
Total		\$ 22,470	100.0%

Industry Segment Collections Trend - YoY % Chg

SEGMENT	Jul	Aug	Sep	Oct	Nov	Dec
Retail Trade	15.2%	-12.6%	10.6%	-13.0%	-5.9%	1.4%
Manufacturing	210.3%	297.9%	-34.1%	104.4%	-2.8%	-21.4%
Recreation, Arts, Entmt	319.7%	53.0%	-59.5%	-70.3%	-71.0%	-67.0%
Admin, Support, Waste Mgmt	91.2%	-5.6%	20.5%	-12.9%	-7.5%	5.6%
Telecom	40.7%	5.3%	105.8%	42.9%	77.4%	17.4%
All Others	-20.8%	15.5%	-28.5%	-56.1%	-56.3%	-23.9%
Total Collections	31.7%	13.1%	0.3%	-3.1%	-22.5%	-7.5%

Sales Tax Collections by Industry Segment



© 2023 All Rights Reserved

Data Source: Texas Comptroller of Public Accounts